



Program Overview/Expectations

Module 1




Fresno Fire Department Explorer Program

Introduction



Chain of Command

Organization Chart



FFD Explorers

To provide an overview of the Fire Service and prepare Explorers to be successful in a licensed Fire Academy

By participating in the Explorer Program, the individual will gain personal confidence, learn how to use various tools and equipment, develop mechanical skills and aptitude and gain a greater awareness of personal and fire safety.

5 Program Emphases

CAREER OPPORTUNITIES

- Provide hands-on, interactive career experiences
- Develop potential contacts that may broaden employment options

LIFE SKILLS

- Develop basic life skills
- Facilitate positive social interactions

CITIZENSHIP

- Encourage the skill and desire to help others
- Gain a keen respect for the basic rights of others

CHARACTER DEVELOPMENT

- Help make ethical choices
- Facilitate service learning opportunities

LEADERSHIP EXPERIENCE

- Allow youth leaders to coordinate your program activities
- Facilitate leadership training with Exploring's training materials

What To Expect

- Difficult physical activity
- Treated as young adults
- Instruction and learning
- Diverse experiences
- Held to high department standards
- Fun



What We Expect

- Attendance at meetings/events
- Professional appearance/behavior
- Participation during meetings
- Communication
- Adhere to policies



Expectations

Professionalism & Excellence



Our Mission:
To protect & put service above all else

Our Core Values:

Teamwork

- Train for excellence
- Leave it better than you found it
- Everyone goes home safe

Trust

- Treat others the way we want to be treated
- Do the right thing
- Walk the talk

Commitment

- United in our Mission
- Everyone plays an important role
- Our work represents us

Our Vision:
Fresno Fire: Recognized as a Standard of Excellence in the Fire Service



Teamwork

Trust

Commitment

Explorer Meetings

Saturday

Every other week
0800-1200

Line Up, Uniform/PPE inspection
Physical Fitness Training
Module Instruction
Module skills practice
Module Activity
Clean up

Drill Tower

1144 E Street



Training Modules

15 Modules

Module 1 Explorer Program Overview/Expectations

Module 2 Mission/Organization of the Fire Service

Module 3 PPE/Safety

Module 4 Fire Behavior/Building Construction

Module 5 First Aid/CPR

Module 6 Hose/Fire Streams

Module 7 Ladders

Module 8 Tools/Ropes & Knots

Module 9 Salvage & Overhaul

Module 10 Forcible Entry/Search & Rescue

Module 11 Fire Attack/Ventilation

Module 12 Vehicle Fires/Extrication

Module 13 Specialized Rescue

Module 14 Wildland

Module 15 Career Essentials



Explorer Activities/Events

Fire Education

Community Events

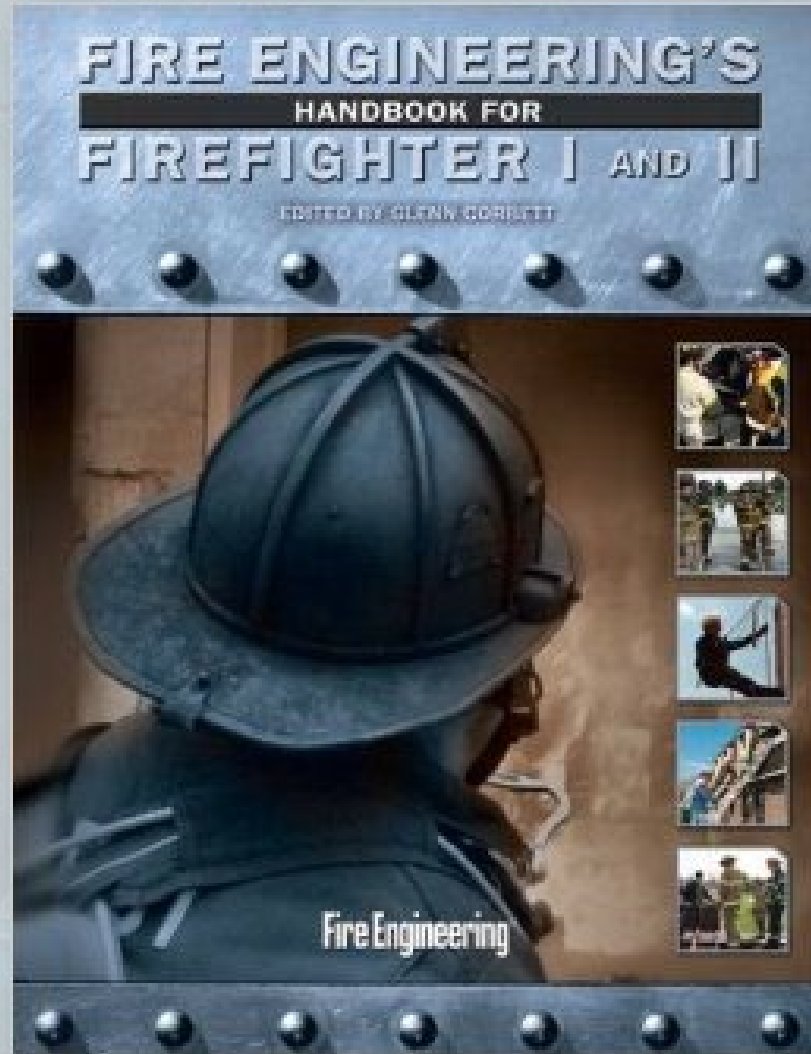
**Fresno Fire Chief's
Foundation**

Post Events



Fire Engineering's Handbook

Modified Curriculum



Explorer Uniform

Explorer Provided

Uniform

- Uniform Shirt
- Explorer T-Shirt
- Uniform Pants
- Black Safety Boots
- Black Belt

PT Uniform

- Explorer T-Shirt
- Explorer Shorts
- Athletic Shoes

Accessories

- Hat
- Sweatshirt



Personal Protective Equipment

Post Provided

Turnouts

- Jacket
- Bottoms w/suspenders
- Fire Boots
- Gloves
- Helmet w/goggles
- Fire Hood



Explorer Manual



600 EXPLORER MANUAL

§601 - 610

(Volume 1)

Explorer Manual

Descriptions and Definitions
Rules and Regulations
Policies and Procedures

Ride Along Qualified

Module Assessments

Written Assessment
Skills Assessment

Field Mentoring

Evaluation during Station Visits

Qualification Test

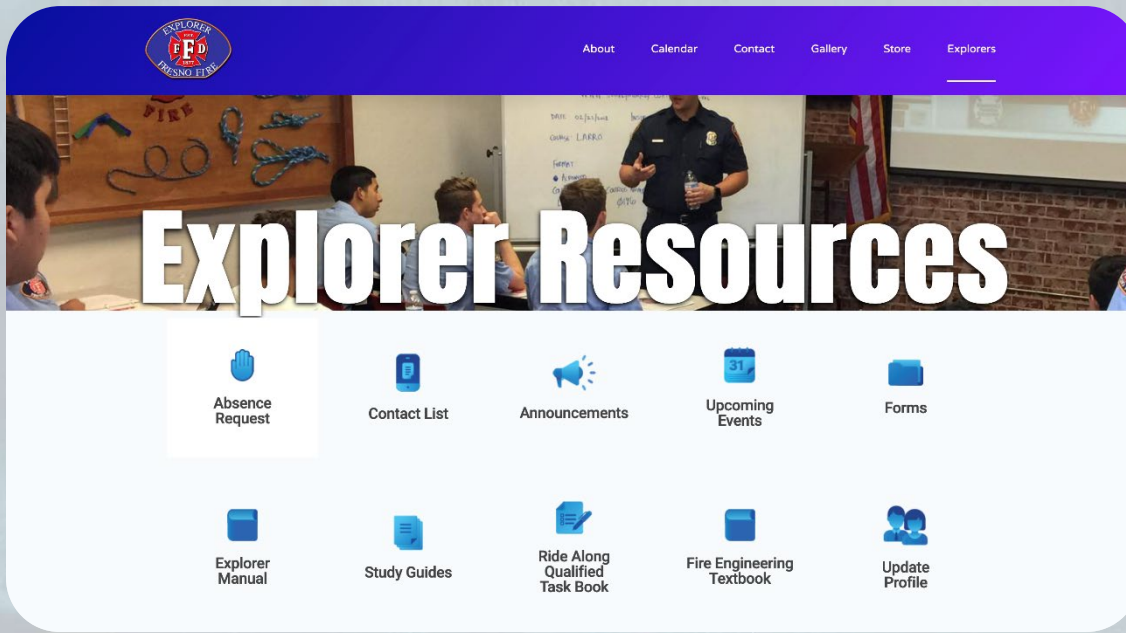
Written Assessment
Skills Assessment
Field Mentor Recommendation
Oral Interview



Explorer Website

FFDExplorers.com

www.ffdexplorers.com



The screenshot shows the website's interface. At the top left is the FFD Explorers logo. A navigation menu includes links for About, Calendar, Contact, Gallery, Store, and Explorers. The main content area features a large image of a firefighter in a classroom setting with the text "Explorer Resources" overlaid. Below this is a grid of ten resource icons: Absence Request, Contact List, Announcements, Upcoming Events, Forms, Explorer Manual, Study Guides, Ride Along Qualified Task Book, Fire Engineering Textbook, and Update Profile.

Explorers Page Login:

teamworktrustcommitment

Youth Protection Training

Scouting.org

www.scouting.org

The screenshot shows the Boy Scouts of America website. At the top left is the logo and the text "BOY SCOUTS OF AMERICA". To the right are navigation links: "BE A SCOUT", "SCOUTSHOP", "GIVE", and "MY.Scouting". Below this is a main navigation bar with "PROGRAMS", "SCOUTING SAFELY", "TRAINING", "RESOURCES", "OUTDOOR PROGRAMS", and "SKILLS". A red arrow points to "SCOUTING SAFELY". A dropdown menu is open under "SCOUTING SAFELY", with a red arrow pointing to "Youth Protection". The dropdown menu items are: "Guide to Safe Scouting", "Youth Protection", "Incident Reporting", "Safety Moments", and "Annual Health & Medical Record". The background of the website is a large image of a group of Scouts in blue helmets and yellow life jackets rafting down a river. The text "SCOUTING IS" is partially visible in the background. At the bottom of the image are two white callout boxes: "An adventure of a lifetime" on the left and "Preparing for your future" on the right.

Youth Protection Training

Scouting.org

www.scouting.org



New to Scouting? [Click here to login and take Youth Protection training](#). You do not have to be a registered member of the Boy Scouts of America to take Youth Protection training.

To take Youth Protection training go to [My.Scouting.org](#) and create an account. You'll receive an email notification with your account information, including a member ID/reference number.

From the [My.Scouting.org](#) portal, click Menu then My Dashboard from the menu list. The My Training page displays to take Youth Protection training. Upon completion, you may print a training certificate to submit with a volunteer application. Your training will automatically be updated in our system and associated with the member ID/reference number issued when you created the account.

When your volunteer application is approved, you will receive a BSA membership card that includes your member ID number.

The Boy Scouts of America places the greatest importance on creating the most secure environment possible for our youth members. To maintain such an environment, the BSA developed numerous procedural and leadership selection policies and provides parents and leaders with resources for the [Cub Scout](#), [Scouts BSA](#), and [Venturing](#) programs.

Youth Protection Training

Scouting.org

Email certificate to Explorers@ffdexplorers.com

My Youth Protection Training

Select one of the Youth Protection Trainings below. New leaders are required to take Youth Protection Training prior to registration and before volunteer service with youth begins. To take other BSA trainings, go to Training Courses by Program below. To view and take trainings specific to your position, select the Requirements tab.

ⓘ YPT Status: **ACTIVE**

[Additional guidance in YPT](#)

Youth Protection Training Y01

Completed 08 / 14 / 2022

Expires 08 / 14 / 2024

 [Print Certificate](#)

 [Retake Course](#)

