




# Forcible Entry/Search & Rescue

## Module 10



**It is crucial** that firefighters can gain access to locked structures in emergency situations



# Choosing Forcible Entry Tools

Specialized Forcible Entry Tools

## Some Tools

such as the Halligan and a power saw serve multiple purposes



## Certain Tools

are used exclusively for forcible entry

# The Obvious

Specialized Forcible Entry Tools

## Always

try before you pry



# Confidence

Specialized Forcible Entry Tools

## Forcible

entry skills must be learned by doing

## Practice

handling and using tools whenever possible



## Develop

muscle memory by repetition

# Forcible Entry Methods

## Doors

### Attack

the normal point of entry as this is where most people will exit in an emergency



### Use Tools

correctly and hold them in the proper manner

# Forcing Doors – Haligan Tool

Doors



# Cutting Overhead Doors

Doors

## Try

through-the-lock techniques using K-Tool or A-Tool first



## Prop

door after cutting




# Window Bars

Windows

## Variety


of anchoring systems



## Some

may be set directly in building's masonry

# Life safety and victim retrieval is arguably the most important goal of the fire service



# Search

Introduction

## Seeking Out

victims and removing  
them from danger



## Techniques

are critical to the survival of rescuers and victims

# Beginning Search

Search and Rescue

## Pay attention

to heat, smoke, and fire conditions



## Construction

types may indicate layout and fire behavior

## Generally

---

- Doors that open away lead to living spaces
- Doors that open towards lead to service areas (utility, basement, attic)
- Ventilation louvers in doors may indicate a utility closet



# Search Priorities

Search and Rescue

## Priorities

- Fire room/ fire floor
- Room above/ floor above
- Top floor
- Floors in between
- Floors below and exterior



# Search Categories

Search and Rescue

## **Primary** search

- Before the fire is under control
- Rapid check
- Focused on normal egress areas



*Photo courtesy of Jim Duffy*



## **Secondary** search

- After the fire is controlled
- Slow and methodical
- Every possible area – inside & out

# Drags and Carries

Victim Removal

## Victim

removal is an important part of our job



- Prevent further injury
- Remove them quickly and safely
- Extremely challenging in high heat, zero visibility environments





# Drags and Carries

Victim Removal

## Blanket Drag



## Extremity Carry